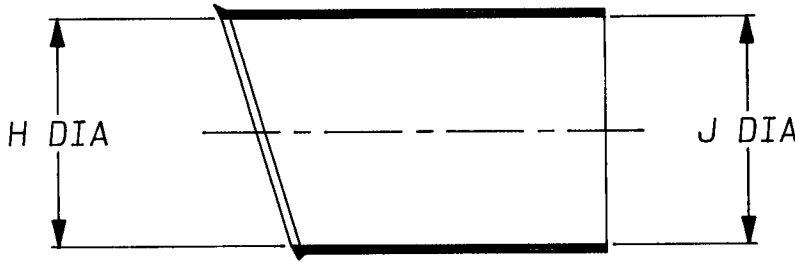
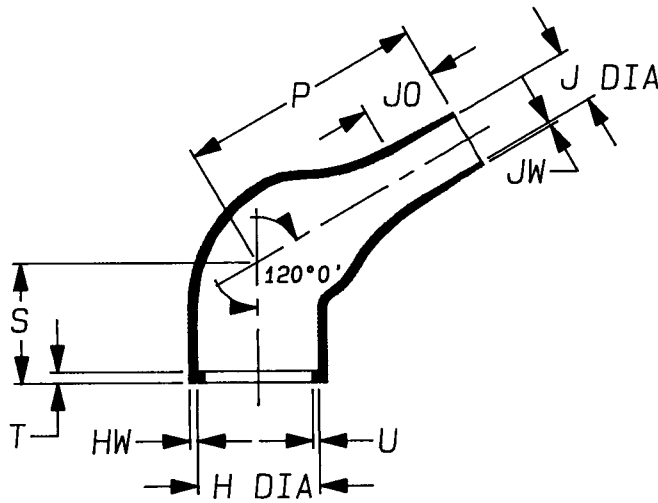


a) Part as supplied

263W042



b) Part after unrestricted recovery



DIMENSIONS (in millimetres)

PART No.	H		J		P	S	T	U	JO	HW	JW
	Min	Max	Min	Max	±10%	±10%	±10%	±10%	±10%	±20%	±20%
	a	b	a	b	b	b	b	b	b	b	b
263W042	60	33.8	60	14.8	65	32	3.0	1.8	18	2.0	1.0

Copyright (!)

Urheberrechte

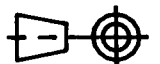
The copyright in this drawing is the property of Raychem Ltd. The drawing is issued on condition that it is not copied, reproduced or disclosed to a third party, either in whole or in part without the prior written consent of Raychem Ltd.

Drawn A.LILLEY. Checked *[Signature]* Issue 1 Date September 1999 Conforms to ISO Recommendations

3rd Angle Projection
Not to Scale

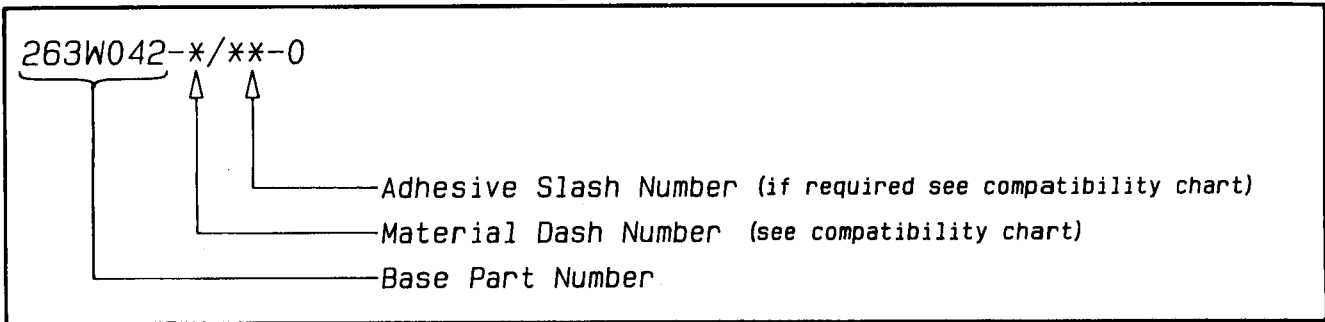
Approval
Design *[Signature]*

MKTG. *[Signature]* G.A. *[Signature]* R.E. Abram



Iss.	Date	E.C.R. No.	Details of Change

Ordering Information



COMPATIBILITY CHART

MATERIAL DASH NUMBER	MATERIAL DESCRIPTION	COATING SLASH NUMBER
-3	POLYOLEFIN, SEMI-RIGID	/42, /86
-4	POLYOLEFIN, FLEXIBLE	/42, /86
-25	ELASTOMER, FLUID RESISTANT	/86, /225

AS SUPPLIED DIMENSIONS ARE FOR UNCOATED PARTS,
WHEN COATING IS ADDED, ENTRY DIAMETERS WILL REDUCE BY 1.5mm MAX.